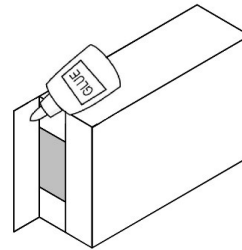


# Build a settlers' house.

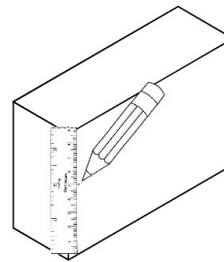
When the settlers known as the Pilgrims arrived in America, they built houses like the ones they had left behind in England. These houses had timber frames, mud walls and a thatch roof.

We are going to build a model of one of these houses out of an empty cardboard box.

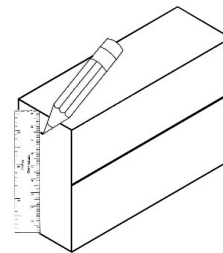
Take your empty box and glue the end closed.



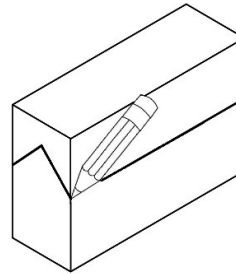
Now decide how tall you want the sides of the house (the eaves height). Measure this on the sides of your box and draw a straight line.



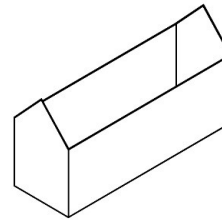
Now decide how tall you want the house and roof together to be (the gable height). Measure this on the ends of your box and mark it.



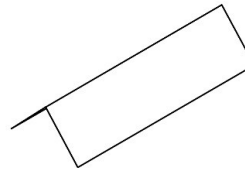
Now draw a line that goes from the eaves of one side up to the gable height in the middle of the end of the box and back down to the eave on the opposite side. This should give you a pointed gable end.



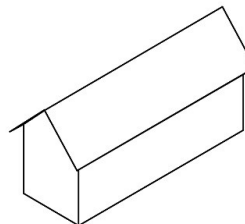
Now cut out your house shape.



Take a piece of card slightly longer than your house, and wider than the two sides of your gable point, and fold it in half to make your roof.



Glue your roof to house shape.



Now you can paint your settlers' house. Why not add some hay to the roof for thatch?